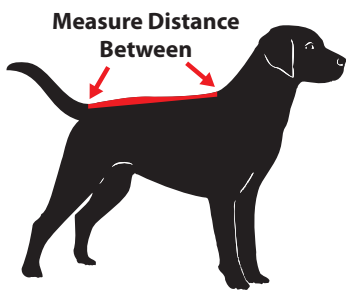




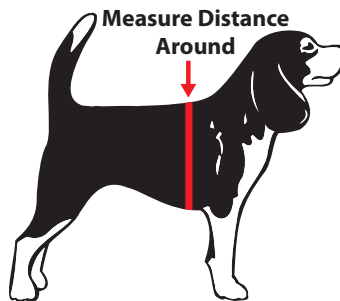
# Pet Life Jacket Sizing Guide

| PART NUMBER | SIZE | WEIGHT |       | LENGTH |    | NECK GIRTH |       | BODY GIRTH |        |
|-------------|------|--------|-------|--------|----|------------|-------|------------|--------|
|             |      | LBS    | Kg    | IN     | CM | IN         | CM    | IN         | CM     |
| 1100        | XXS  | 0-6    | 0-3   | 6.5    | 17 | 7-9        | 18-23 | 11-16      | 28-41  |
| 1200        | XS   | 7-15   | 3-7   | 8.5    | 22 | 8-12       | 20-31 | 15-19      | 38-48  |
| 1300        | S    | 15-20  | 7-9   | 11     | 28 | 12-20      | 31-51 | 17-22      | 43-56  |
| 1400        | M    | 20-50  | 9-23  | 14     | 36 | 20-25      | 50-62 | 21-30      | 53-76  |
| 1500        | L    | 50-90  | 23-40 | 16     | 41 | 24-30      | 60-76 | 30-37      | 76-94  |
| 1600        | XL   | 90+    | 40+   | 20     | 51 | 29-34      | 72-87 | 36-44      | 92-112 |



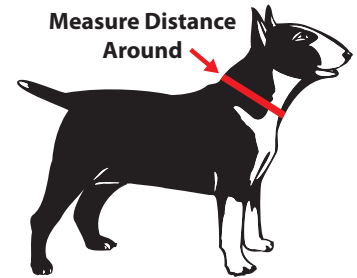
### Measure Pet Length

Measure from the base of the neck to the base of the tail. Keep in mind the jacket will not completely cover long-bodied dogs (corgi, dachshund, etc) which is acceptable as the main girth of the dog will be supported.



### Measure Pet Body Girth

Measure the widest part of the ribcage keeping in mind the pet life jacket should be form fitting like a human life jacket to provide proper flotation.



### Measure Pet Neck Girth

Measure the widest part of their neck keeping in mind the pet life jacket should be form fitting but not restrict breathing.